

Tweedmouth West First School



Reception Forum Spring 2023

Class teacher: Mrs Anderson

*R*espect *R*esponsibility *R*esilience

Welcome to Reception

Staff in EYFS

- Class teacher – Mrs Joanne Anderson – Deputy head Teacher + SENDCo
- HLTA – Mrs Newton
- TA – Mrs Mole

Cover staff– Miss Patterson

Timetable

Mon	CONTINUOUS PROVISION	REGISTER	WAKE + SHAKE	PHONICS	DAILY MILE	CONTINUOUS PROVISION	OUTDOOR/ SNACK	literacy	MASTERING NUMBER	LUNCH	REGISTER	assembly	PE - gymnastics	MILK SNACK	story/song
Tues								literacy				Maths			story/song
Wed								literacy				assembly	Maths		story/song
Thur								literacy				assembly	U+W		CoJoe
Fri								literacy				EAD			PSED

PE – Physical Education C+L– Communication and Language U+W– Understanding the World
Co Joe – Commando Joe PSED– Personal, Social and Emotional Development

Food and drink



- Morning and afternoon snack timetabled into the school day.

All children are offered free snack, typically apple, banana, pear, tomatoes. All children are welcome to bring snack in from home if they wish. Children sit at tables for snack, snack helpers serve the fruit.

Children have access to their water bottles all day – staff are on hand to help with refills of water.

- Lunch is served in the school hall, Reception sit with Year 3 and Year 1.

Link to school meals, fruit and milk on our school website

http://www.tweedmouthwest.northumberland.sch.uk/website/school_meals_milk__fruit/299639

PE and Field day

PE – Monday (children arrive in school dressed in their PE kit)

Gymnastics – Children will learn to move and balance like different jungle animals. They will be experimenting with moving around, under, through and over small and large equipment. They will create their own gymnastic sequence.

Field day – Thursday (children arrive in school in their field day clothes)

Newcastle United Foundation Coaches Miss Ainslie and Mr Forster deliver Commando Joe lesson on our field day. <https://commandojoes.co.uk/>

Continuous Provision in the school field following CoJo lesson.



Literacy

Introduce Read Write Inc Set 1 sounds

<https://home.oxfordowl.co.uk/reading/reading-schemes-oxford-levels/read-write-inc-phonics-guide/>

Action Words – see separate slide

Drawing & labelling

Writing captions

Writing lists

Capital Letters – names,

Full stops



Drawing Club

<https://www.canigoandplaynow.com/drawing-club.html>

Action Words

Action Words Reading Scheme


Teaches children to read, spell and understand high frequency words through pictures action and speech.

We teach children to read, spell and understand key words through a multi-sensory approach because the most effective learning activity incorporates a **visual, auditory and kinaesthetic strategy**.

Action Words is primarily a scheme to teach reading skills but it is so much more. It's a vocabulary developer, an imagination creator, a confidence builder and above all it's fun!

Your child will soon be receiving their

first set of action words, please encourage your child to



Maths

Weekly themes

Identifying 0

Comparing numbers to 8

Composing numbers to 8

Comparing mass

Comparing capacity

Making pairs

Combining two groups

Every day maths

Magic number

Subitising to 5

Number bonds to 5

Repeating patterns

2D shapes

Positional language




Communication and Language

Discussing key events in a story

Asking and answering 'when' questions

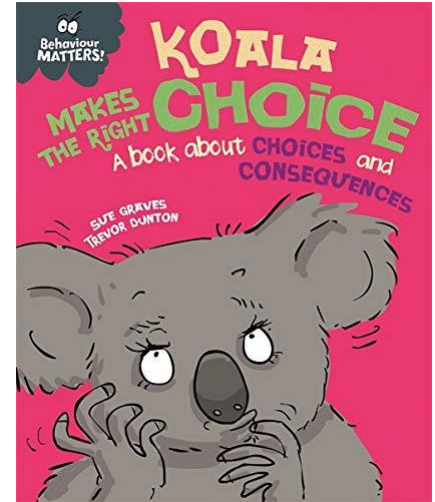
Small group discussions

Using present tense



Personal, Social and Emotional Development

Making the right choices
Confidence and independence
Consequences
Being kind
Oral hygiene



Physical Development

Gross Motor
Gymnastics
Balancing
Travelling confidently
Jumping and landing


Fine Motor
Stacking and balancing
Letter formation 'around' letters
Letter formation 'down' letters
Using a knife and fork to cut

Make sure children:

- get in the ready position - their ankles, knees and hips should be bent;
- look forwards;
- swing their arms behind their body in preparation for the jump;
- make both feet leave the ground at the same time;
- swing their arms forward as they jump and land;
- land, as quiet as a mouse, on both feet at the same time with their ankles, knees and hips bent.

Support children if you see them:

- not moving their arms behind their bodies;
- taking off on one foot;
- overbalancing when they land;
- not bending/flexing the knees, hips and ankles.



Understanding the World

Past and present transport

Our school

Exploring maps

Winter

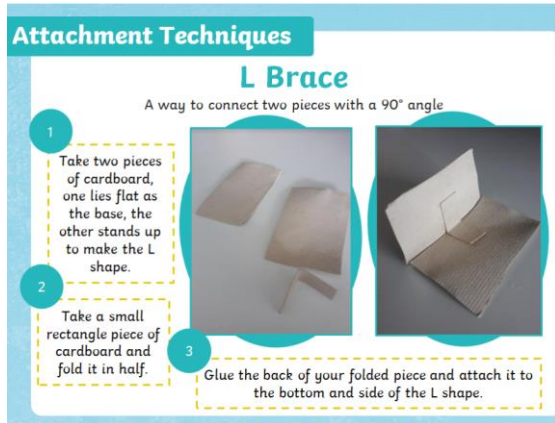
Floating and sinking

What is a church?



Expressive Arts and Design

Clapping to a rhythm
Making collages
Henri Matisse
L-brace join



Homework



Regular homework tasks will be set on seesaw + a weekly update from me

Learn **Action words** by sight – your child will soon receive their first set – phonics folder

Read Write Inc phonics **sound sheet** – say, read and write the sound –phonics folder

Library book – your child will receive a library book every Tuesday, please initial your child's reading diary to show you are sharing this at home, we will change this book weekly.

Reading book – Individual reading book home for you to share with your child. This should be in your child's book bag every day. We are working on blending in reading – this video will help to explain how we do thi https://www.youtube.com/watch?v=dEzfpod5w_Q&t=75s

Finally – Thank you

Thanks for helping your child prepare for the best possible start at Tweedmouth West – you're doing a great job!

Remember every day your child needs:-

- Red book bag + phonics folder
- Coat
- Water bottle
- Snack – if not keen on school snack

Monday – wear PE kit

Thursday – wear field clothes – bring wellies and waterproofs, spare socks

http://www.tweedmouthwest.northumberland.sch.uk/website/school_uniform/108765